


CITY OF IRVINE

FY 2011-12

CITY OF IRVINE 2011-12 BUDGET



ADOPTED

BUDGET IN BRIEF

City of Irvine

The City of Irvine is located 40 miles southeast of Los Angeles and six miles from the ocean in Orange County, California. Incorporated as a Charter City in 1971 with a City Council-City Manager form of government, the first City Council revised the master plan developed by world-famous architect William Pereira for the landowner, the Irvine Company; the Irvine General Plan is the basis for all development in the City.

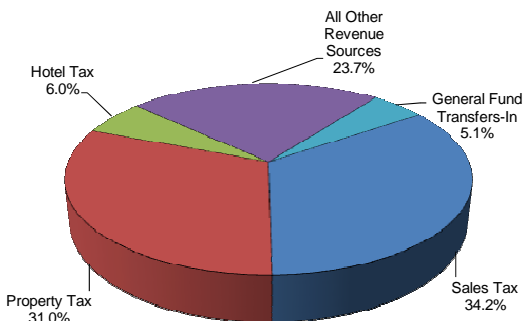
Services provided by the City include animal control; building and safety regulation and inspection; general administrative services; planning and zoning; police; public facility and capital improvement construction; recreation and cultural programs; open space administration; street lighting; street maintenance; landscape maintenance; and transportation management.

Incorporated	December 28, 1971
Incorporated Area	66 sq. miles
Sphere of Influence	74 sq. miles
Population (2011)	219,156
Employment Base	196,700
Dwelling Units	80,138
Full-Time Employees	739
Neighborhood Parks	36
Community Parks	18

Resources

"Where the Money Comes From"

FY 2011-12 General Fund Resources



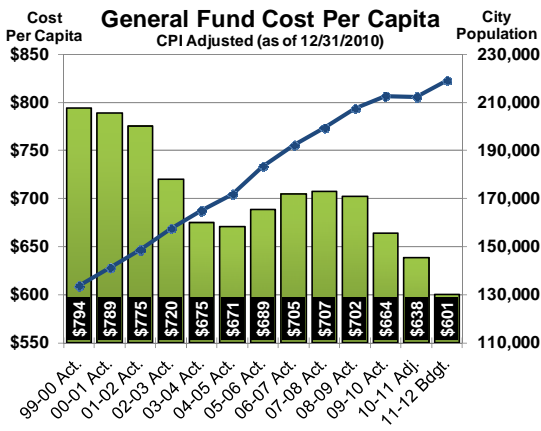
	<i>FY 11-12 Adopted</i>
<u>General Fund Resources</u>	
Sales Tax	\$46,614,000
Property Tax	42,269,000
Hotel Tax	8,137,000
All Other Revenue Sources	32,278,268
General Fund Transfers-In	6,908,533
TOTAL RESOURCES	\$136,206,801

Sales Tax – Irvine receives 1¢ of every taxable retail sale dollar spent in the City

Property Tax – Irvine receives an estimated 9¢ of every dollar of property tax

Top 10 Employers

1. University of California, Irvine
2. Irvine Unified School District
3. Cellco Partnership/Verizon Wireless
4. Broadcom
5. Edwards Lifesciences
6. Allergan
7. Parker Hannifin
8. St. John Knits
9. B. Braun Medical
10. Glidewell Laboratories



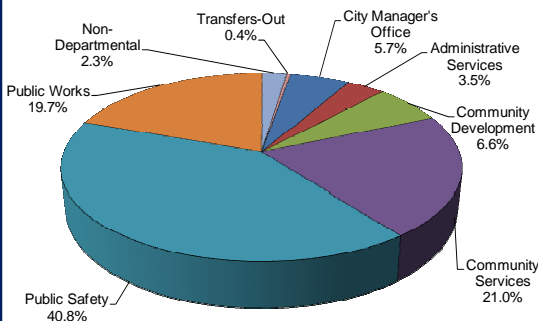
Irvine Quick Facts

- CPI adjusted per capita General Fund spending is at a record low (\$601) per available data
- Named safest big city in America by the FBI for 7th consecutive year
- Added 34 new sworn officers (20% increase) in the last six years
- 41% of the General Fund budget is dedicated to Public Safety
- Eliminated 66 full-time equivalencies through attrition over past three years
- Funded two additional crossing guards
- General Fund appropriations are down \$12 million over three years
- Continuing to provide life-affirming programs and services to the City's youngest, oldest and most vulnerable populations

Appropriations

"Where the Money Goes"

FY 2011-12 General Fund Uses



Operating Appropriations

City Manager's Office	<i>FY 11-12</i>
Administrative Services	<i>Adopted</i>
Community Development	\$7,710,083
Community Services	4,825,931
Public Safety	9,008,427
Public Works	28,598,326
Non-Departmental	55,489,738
	26,756,086
	3,194,000
<i>Total Operating Appropriations</i>	135,582,591

Operating Transfers-Out (To)

Educational Partnership Fund	\$500,000
<i>Total Operating Transfers-Out</i>	\$500,000

TOTAL APPROPRIATIONS

\$136,082,591

Capital Improvement Program

Capital appropriations total \$199.9 million, including \$13.5 million in significant non-routine capital infrastructure improvements for 25 new projects in FY 2011-12.

Education

Measure R, the Irvine School Support Initiative approved by Irvine voters last November, continues the City's direct financial support to Irvine schools - \$1.5 million annually through FY 2013-14.

Irvine City Officials

Sukhee Kang, Mayor

Beth Krom, Mayor Pro Tem

Larry Agran, Councilmember

Steven Choi, Councilmember

Jeffrey Lalloway, Councilmember

Sean Joyce, City Manager

Sharon Landers, Assistant City Manager

This year, on December 28, Irvine Turns 40!

Please visit the City's website at
www.cityofirvine.org for the most current
information on Irvine's 40th Anniversary
Commemoration.



**1 Civic Center Plaza
P.O. Box 19575
Irvine, CA 92623
Phone: 949-724-6000**